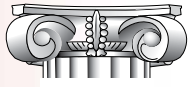


Options & Accessories

Decorative Caps

SCAMOZZI CAP



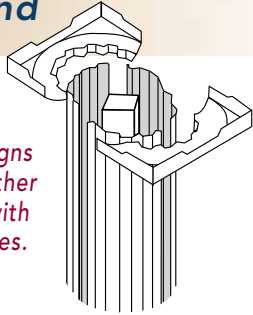
Size	Cap Height	Cap Width
8"	3-1/2"	11"
10"	5-1/4"	14-3/8"
12"	5-1/4"	19-1/2"
15"	5-3/4"	25"
18"	5-1/4"	28-3/4"
24"	8-1/4"	41-3/4"

CORINTHIAN CAP



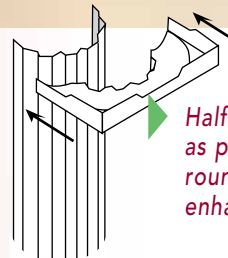
Size	Cap Height	Cap Width
10"	10-1/4"	16"
12"	10-1/4"	16"
15"	16"	24"

Wrap-Around



Wrap-around designs are available in either round or square with split caps and bases.

Half Columns or Pilasters



Half Columns may be used as pilasters in either the round or square design to enhance any entrance.

Finishes

See price list for products that are available in Brown Tex, Clay, Wicker & White.

Builder Series



WELLINGTON

ACADIAN

EMPIRE

CRAFTSMAN

Availability

Fluted Series



SQUARE FLUTED

ROUND FLUTED

3" FLUTED POST



AFCO's Vinyl Handrail and Post Wrap will complete your maintenance-free porch or deck project.



AFCO Aluminum RAIL!



Distributed By:

Manufactured By:



Alexandria, Louisiana
800 551-6576
www.afco-ind.com

Other AFCO Manufacturing Facilities:
Pell City, AL Olive Branch, MS



AFCO
Columns and Railings
a Division of AFCO Industries, Inc.

Structural & Load Bearing
Aluminum Columns & Posts

March 2013

- MAINTENANCE FREE
- LOAD BEARING
- EASY TO ASSEMBLE
- REPLACEMENT OR NEW CONSTRUCTION

Excellent for Any Architectural Style!



AFCO aluminum columns are perfect for any application: Residential, Commercial, New Construction, Renovation.



Dimensions & Loading

*Load-bearing capacity is dependent on distributing the load evenly over bearing surfaces of the shaft. All installation information is of general nature; columns should be installed and secured (fastened) according to standard construction practices and in compliance with applicable local, state and federal building regulations. Note: 2nd story balconies should not be attached directly to the side of any column.

WELLINGTON COLUMN							
Nominal Size	Std. Lengths	Dimensions					*Max. Loading
		A	B	C	D	E	
6"	8', 9', 10'	5-1/2"	8-1/2"	2"	3-1/2"	9-5/8"	12,000 lbs.
8"	8', 9', 10', 12'	7-1/4"	9-7/8"	3"	3-1/2"	12-3/4"	20,000 lbs.
9"	8', 9', 10', 12'	9"	11-11/16"	3"	3-1/2"	14-7/16"	15,000 lbs.

Note: Wellington column is complete with astragal

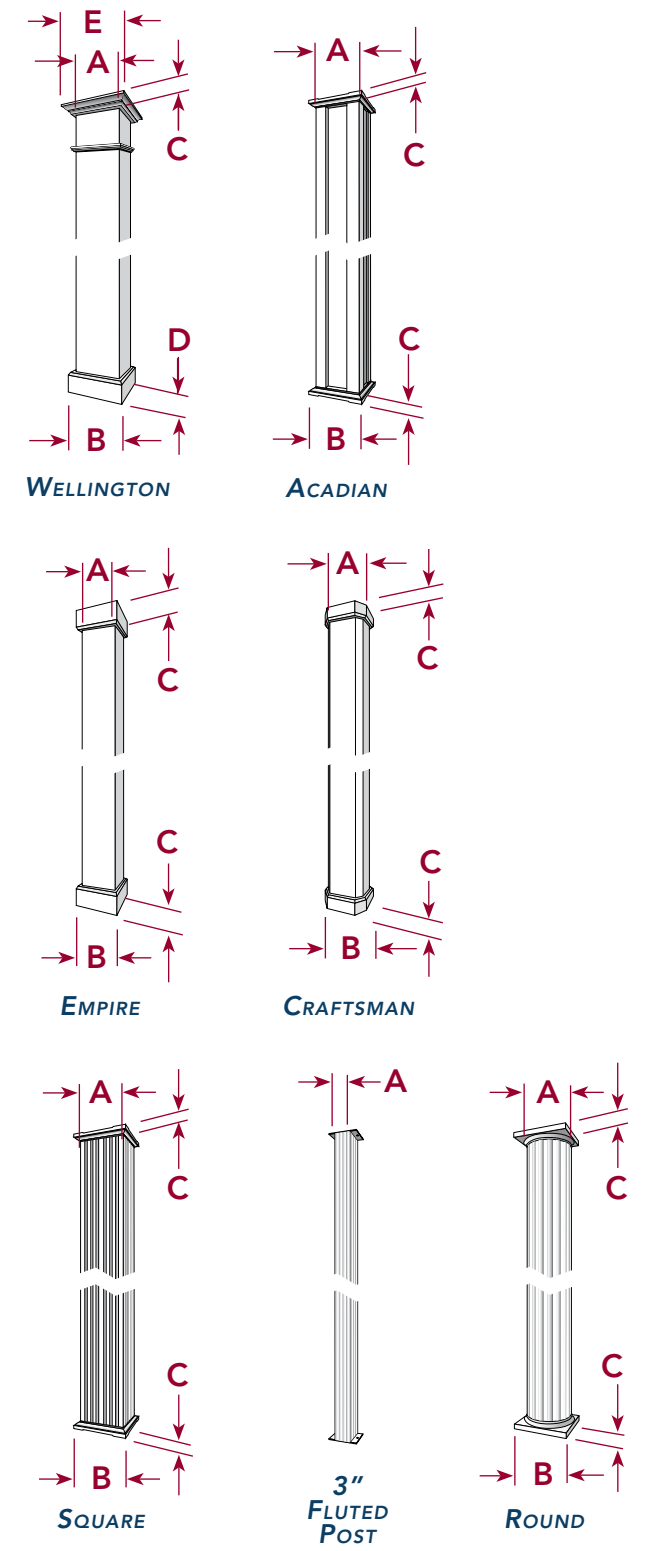
ACADIAN COLUMN					
Nominal Size	Std. Lengths	Dimensions			*Maximum Loading
		A	B	C	
6"	8', 9', 10'	5-1/2"	8-1/2"	2"	24,000 lbs.
8"	8', 9', 10', 12'	7-1/2"	10-1/2"	2"	50,000 lbs.

EMPIRE COLUMN					
Nominal Size	Std. Lengths	Dimensions			*Maximum Loading
		A	B	C	
6"	8', 9', 10'	5-1/2"	8-1/2"	3-1/2"	12,000 lbs.
8"	8', 9', 10', 12'	7-1/4"	9-7/8"	3-1/2"	20,000 lbs.
9"	8', 9', 10', 12'	9"	11-11/16"	3-1/2"	15,000 lbs.

CRAFTSMAN COLUMN					
Nominal Size	Std. Lengths	Dimensions			*Maximum Loading
		A	B	C	
6"	8', 9', 10'	5-1/2"	6-3/4"	2-1/2"	20,000 lbs.

SQUARE FLUTED COLUMN					
Nominal Size	Std. Lengths	Dimensions			*Maximum Loading
		A	B	C	
3"	8', 9'	3"	N/A	N/A	8,000 lbs.
4"	8', 9', 10'	3-1/2"	5-5/8"	1-7/8"	12,000 lbs.
6"	8', 9', 10'	5-1/2"	8-1/2"	2"	23,000 lbs.
8"	8', 9', 10', 12'	7-1/2"	10-1/2"	2"	24,000 lbs.
10"	8', 9', 10', 12', 16', 18', 20'	10"	12-7/8"	2-11/16"	26,000 lbs.
12"	8', 9', 10', 12', 16', 18', 20'	11-15/16"	15-1/8"	3-3/16"	37,000 lbs.

ROUND FLUTED COLUMN					
Nominal Size	Std. Lengths	Dimensions			*Maximum Loading
		A	B	C	
6"	8', 9', 10'	6"	7-9/16"	1-3/4"	20,000 lbs.
8"	8', 9', 10', 12', 16', 18', 20'	7-5/8"	9-7/16"	2-3/16"	21,000 lbs.
10"	8', 9', 10', 12', 16', 18', 20'	9-3/8"	11-1/4"	2-3/8"	26,000 lbs.
12"	8', 9', 10', 12', 16', 18', 20', 24'	11-1/2"	15-1/8"	2-3/4"	30,000 lbs.
15"	12', 16', 18', 20', 24'	14-1/2"	18-3/4"	4-3/4"	33,000 lbs.
18"	16', 18', 20', 24'	17-3/4"	22-1/2"	5"	38,000 lbs.
24"	18', 20', 24'	23-1/2"	28-7/8"	7-3/4"	43,000 lbs.



Fluted Series Builder Series